



atmosphere is everything

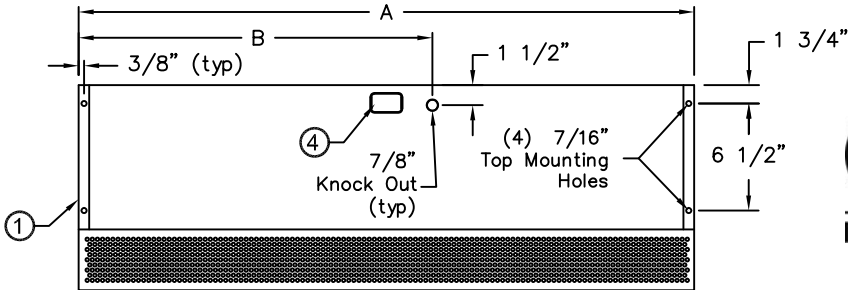
14716 S. Broadway • Gardena, CA 90248 • USA
 TEL: (310) 532-1555 • (800) 421-1266 • FAX: (310) 324-3030
 Web Site: www.marsalr.com • E-mail: Info@marsalr.com

PROJECT		OPTIONS/ITEMS	
TITLE			
COMMENTS		DATE 4/9/15	PAGE
		REV. NO	
MODEL NO. N2 Series	DRAWING NO N2U-F	DRAWN BY TVN	CHECKED BY
		FILE NAME	

Unheated Drawing

N2

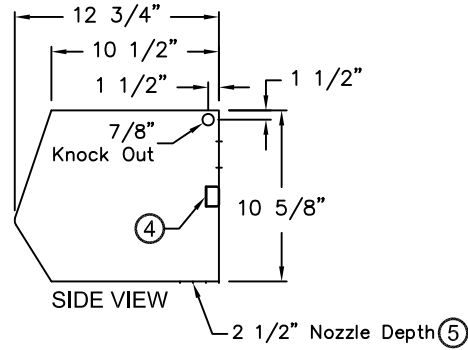
(Sanitation Customer Entrance)
Series



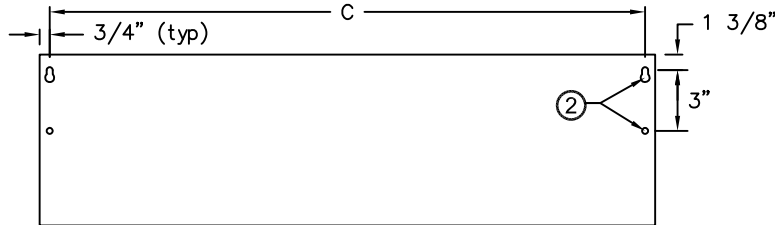
TOP VIEW



FRONT VIEW



SIDE VIEW



REAR VIEW



Note: Model N260-2 is not AMCA Certified

Recommended Accessories

⑥



Control Panels



Door Limit Switches



Brackets

Notes:

- This product is designed to meet the National Electric Code (NEC), ETL Safety Listed for the US and Canada, AMCA Certified and bear the CE mark.
- 1/2" key hole slots and 7/16" mounting holes (4) provided, (2) on each end for wall mounting.
- Cabinet has sufficient strength for fastening to wall on both ends without intermediate support.
- Internal J-Box(es) for electrical wiring: one motor-(1) 2"x 4"; two motors-(1) 4"x 4"; three motors-(2) 4"x 4".
- Unit is to be installed such that air flow is unobstructed. Air discharge nozzle containing adjustable air directional vanes with 40° sweep front to back.
- Circuit protection as per NEC by others.
- Optional motor control panel, door limit switch and mounting brackets are field installed and/or wired by others. The door limit switch is to be mounted such that the air curtain turns on as door begins to open. To prevent unit damage, the mounting brackets must be installed such that the bottom of the air curtain is not below the door header.

*- Use corresponding letters in "Electrical Data" columns to complete the model numbers.

MODEL NUMBER	OVERALL LENGTH A (in)	KNOCKOUT LOCATION B (in)	REAR MOUNTING CENTER C (in)
N236-1U*-OB	36	25 1/2	34 1/2
N242-1U*-OB	42	28 1/2	40 1/2
N248-1U*-OB	48	31 1/2	46 1/2
N260-2U*-OB	60	37 1/2	58 1/2
N272-2U*-OB	72	40	70 1/2
N284-2U*-OB	84	46	82 1/2
N296-2U*-OB	96	52	94 1/2
N2108-3U*-OB	108	58	106 1/2
N2120-3U*-OB	120	64	118 1/2
N2144-3U*-OB	144	76	142 1/2

N2 (Sanitation Customer Entrance) Series



Unheated

Model Lengths 36" – 144"

atmosphere is everything

14716 S. BROADWAY, GARDENA, CA 90248 • Ph: (310)532-1555 Fax: (310)-532-3030 • www.marsair.com
© Copyright Mars Air Systems, LLC 2014

Unheated Data Sheet

Applications: Insect Control (up to 7')

N2 (Sanitation Customer Entrance) Series 2	Mechanical Data						AMCA Certified Lab Data					
	Model Number	Nozzle Length (in)	Length (in)	Depth (in)	Height (in)	Motor (hp)	Weight (lbs)	Max Core Velocity at Nozzle (fpm)	Avg Velocity (fpm)	Volume (cfm)	Uniformity (%)	Power Rating (watts)
N236-1U*-OB	36	36	13	11	1/2	60	5960	2206	1379	84	500	
N242-1U*-OB	42	42	13	11	1/2	65	4865	1945	1418	87	510	
N248-1U*-OB	48	48	13	11	1/2	70	4247	1730	1442	85	550	
N260-2U*-OB	60	60	13	11	Two 1/2	90	6737	2592	2700	93	940	
N272-2U*-OB	72	72	13	11	Two 1/2	120	5960	2206	2758	84	1000	
N284-2U*-OB	84	84	13	11	Two 1/2	125	4865	1945	2836	87	1020	
N296-2U*-OB	96	96	13	11	Two 1/2	135	4247	1730	2884	85	1100	
N2108-3U*-OB	108	108	13	11	Three 1/2	175	5960	2206	4137	84	1500	
N2120-3U*-OB	120	120	13	11	Three 1/2	185	4660	2084	4341	92	1570	
N2144-3U*-OB	144	144	13	11	Three 1/2	200	4247	1730	4326	85	1650	

* - Use corresponding letters in "Electrical Data" columns to complete the model numbers.

Note: ETL Sanitation models available in 60 Hz only.

1. The AMCA Certified Ratings Seal applies to airflow rate, average outlet velocity, outlet velocity uniformity, velocity projection and power rating at free delivery only.
2. Rated data shown are only for base (unheated) units, as shown.

Features:

- ❖ 1/2 HP Continuous Duty Motors
- ❖ Sleek self-contained one piece heavy gauge corrosion proof paint lock metal design
- ❖ ETL Certified to conform to ANSI/NSF 37 Standards for Customer Entrances up to 7'
- ❖ ETL Certified to conform to UL 507 (US) and CSA 22.2 (Canada) Standards
- ❖ AMCA Certified to AMCA 211 Standards
- ❖ Top and wall mounting holes provided (7/16")
- ❖ Cabinet has sufficient strength for fastening to wall on both ends without intermediate support.
- ❖ Adjustable air directional vanes with 40° sweep front to back
- ❖ Standard color is Obsidian Black
- ❖ Rust preventative electrostatic polyurethane powder coating
- ❖ 5 year parts warranty
- ❖ Freight Included (FOB Continental USA)
- ❖ Proudly Made in the USA

Options and Accessories: (see Accessories Brochure)

- ❖ Motor Control Panels
- ❖ Wall and Overhead Bracket
- ❖ Custom colors and finishes (304SS, 316SS)

Sound Levels: (measured at 10' in an open field)

1 Motor Unit = 66 dBA, 2 Motor Unit = 68 dBA, 3 Motor Unit = 71 dBA & 4 Motor Unit = 73 dBA

Model	Projection Velocity	
	Distance from nozzle (in)	Avg. Core Velocity (FPM)
N236-1U*-OB	36"	1522
	48"	1312
	60"	1158



MARS Air Systems, LLC certifies that the Air Curtains shown on this data sheet are licensed to bear the AMCA seal. The rating shown are based on tests and procedures performed in accordance with AMCA Publication 211 and comply with the requirements of the AMCA Certified Ratings Program.

Note: Model N260-2 is not AMCA Certified.

NOTE: MARS AIR SYSTEMS, LLC reserves the right to change specifications and product design without notice. Such revisions do not entitle the buyer to corresponding changes, improvements, additions or replacements for previously purchased equipment.

Electrical Data (FLA)	Unit Voltage (Voltage Code)				
	115v (A)	208-230v/1Ø (D)	208-230v/3Ø (G)	460v (H)	575v/3Ø (I)
N236-1U*-OB	5.1	2.5	1.8/1.6	0.8	0.7
N242-1U*-OB	5.1	2.5	1.8/1.6	0.8	0.7
N248-1U*-OB	5.1	2.5	1.8/1.6	0.8	0.7
N260-2U*-OB	10.2	5.0	3.6/3.2	1.6	1.4
N272-2U*-OB	10.2	5.0	3.6/3.2	1.6	1.4
N284-2U*-OB	10.2	5.0	3.6/3.2	1.6	1.4
N296-2U*-OB	10.2	5.0	3.6/3.2	1.6	1.4
N2108-3U*-OB	15.3	7.5	5.4/4.8	2.4	2.1
N2120-3U*-OB	15.3	7.5	5.4/4.8	2.4	2.1
N2144-3U*-OB	15.3	7.5	5.4/4.8	2.4	2.1

* - Use corresponding letters in "Electrical Data" columns to complete the model numbers.

Note: For Ampacity Multiply FLA X 1.25

EXAMPLE

