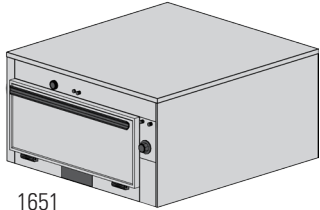




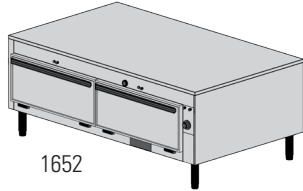
Your Solutions Partner

# Specifications

F.O.B Sedalia, Missouri 65301



1651



1652

### OPTIONS:

- Enclosed base - 6" high
- Cord and plug - 8'
- Casters - 5" polyurethane, 2 swivel w/brakes 2 rigid
- Push bar
- Bumpers - stainless steel
- Door Panels - laminated plastic
- Additional pair 5" angle slides
- Door locks
- Legs
- 440-480V Circuit
- Celsius thermometer in lieu of Fahrenheit
- 208V/1Ph; 208V/3Ph; 240V/1 PH; 240/3PH

### AGENCY LISTING:



**DUKE MANUFACTURING CO.**  
2305 N. Broadway  
St. Louis, MO 63102

**800.735.3853 Toll Free**  
**314.231.5074 Fax**  
**www.dukemfg.com**

SS-DM-00196-THM-23

### Approval Stamp(s):

### PRODUCT INFORMATION:

PROJECT: \_\_\_\_\_

ITEM: \_\_\_\_\_

QUANTITY: \_\_\_\_\_

MODEL:

### Thermotainer Food Holding Cabinets - "B" Series 9"H x 14"W x 28-1/2" D Compartments

- 1651** Reach-In 1 thermostat for all compartments , w/o legs
- 1651P** Pass-Thru 1 thermostat for all compartments , w/o legs
- 1652** Reach-In 1 thermostat for all 2 compartments , w/o legs
- 1652P** Pass-Thru 1 thermostat for all 2 compartments , w/o legs

### BODY:

- Heavy gauge stainless steel, all panels except bottom
- Shell welded to interior
- Die-stamped compartment openings

### DOORS:

- Stainless steel, die-stamped, embossed front
- Ribbed Interior
- Reinforced for mounting hardware
- Insulated with fiberglass
- Spring hinges die-stamped, with built-in-stop externally adjustable, completely concealed

### COMPARTMENT:

- Heavy gauge stainless steel
- Rounded corners
- Stainless steel studs for angle slides at 3 levels
- (2) removable, adjustable, stainless steel, 5" angled slide pairs
- Removable liner for inspection and maintenance

### ELECTRICAL CONTROLS:

- Recessed thermostat w/built-in On-Off switch
- Heat range 100° - 300°
- Pilot lights
- Recessed connection box
- Thermostat, pilot lights set in removable access panel

### DAMPERS:

- 2-position sliding type
- Controlled by push buttons
- Compartments individually controlled

### INSULATION:

- Body fully insulated with 1-1/2" fiberglass, doors with fiberglass.

### HEATING ELEMENTS:

- Sheath type strip heaters, 120 Volt, 1 Phase
- Removable compartment for ease of access to heating elements.

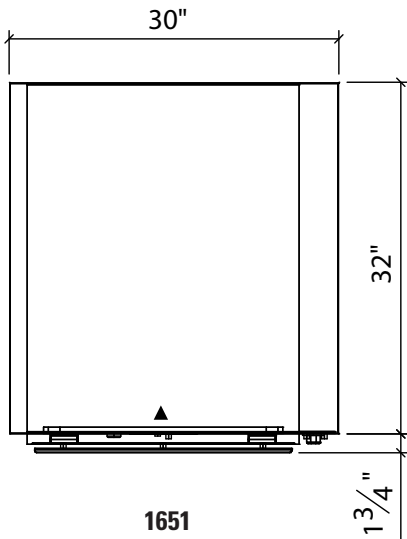
### SHORT FORM SPECIFICATIONS:

**Duke Thermotainers Food Holding Cabinets.** Models **1651/1651P** constructed with one (1) compartment. Models **1652/1652P** to have two (2) compartments. Compartments 9"H x 22"W x 28-1/2"D. Each compartment to have two (2) pairs of removable stainless steel slides. One thermostat for all compartments. 100° - 300°F heat range with dial thermometer. Built-in installation - allow 1/4" tolerance greater than body width.

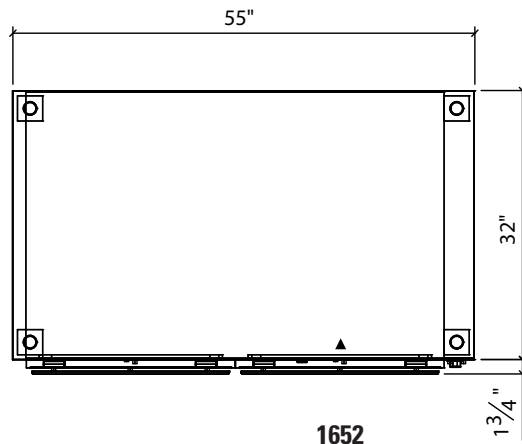


**THERMOTAINER FOOD HOLDING CABINETS - "B" SERIES  
9"H x 22"W x 23-1/2"D COMPARTMENTS**

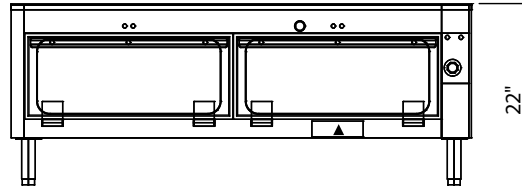
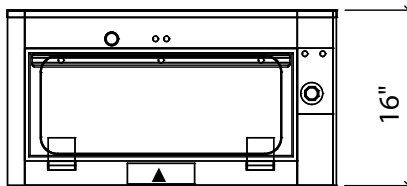
- 1651** Reach-In 1 thermostat for all compartments, w/o legs
- 1651P** Pass-Thru 1 thermostat for all compartments, w/o legs
- 1652** Reach-In 1 thermostat for all compartments, w/o legs
- 1652P** Pass-Thru 1 thermostat for all compartments, w/o legs



**1651**



**1652**



**DIMENSIONS:**

Freight Class: 100

Model	Width		Depth		Height		Comp. Depth		Cube ft. Crated	Weight	
	in.	cm.	in.	cm.	in.	cm.	in.	cm.		Ibs.	kg
<b>1651</b>	30	76.2	33-3/4	85.7	16	40.6	28-1/2	72.4	18.9	170	77.3
<b>1651P</b>	30	76.2	35-1/2	90.2	16	40.6	30-1/2	77.5	19.8	170	77.3
<b>1652</b>	55	139.7	33-3/4	85.7	16	40.6	38-1/2	72.4	32.0	325	147.7
<b>1652P</b>	55	139.7	35-1/2	90.2	16	40.6	30-1/2	77.5	33.5	325	147.7

**ELECTRICAL SPECIFICATIONS:** (Consult factory for 3-phase electrical requirements and other options.) 120V, 1Ph

Model	Connected Load	Capacity w/standard slides	
<b>1651</b>	1000 watts	(6) 12" x 20" x 2" pans or (4) 12" x 20" x 4" pans or (2) 12" x 20" x 8" pans (3) 18" x 26" bake sheets	(12) 12" x 20" x 2" pans or (8) 12" x 20" x 4" pans or (4) 12" x 20" x 8" pans (6) 18" x 26" bake sheet
<b>1651P</b>	1000 watts		
<b>1652</b>	1500 watts		
<b>1652P</b>	1500 watts		

- 1651** Reach In - hinged doors on front only
- 1651P** Pass Thru - hinged doors on front & back for pass-thru service
- 1652** Reach In - hinged doors on front only
- 1652P** Pass Thru - hinged doors on front & back for pass-thru service



**DUKE MANUFACTURING CO.**

2305 N. Broadway  
St. Louis, MO 63102

800.735.3853 Toll Free  
800.231.1130 In Missouri  
314.231.5074 Fax  
www.dukemfg.com

Specification subject to change